

# B&C HOODED SOFTSHELL /MEN - JM 950

## SOFTSHELL JACKET



1 front chest pocket with zip

Full zip opening with chin protector



Detachable balaclava hood with adjustable drawstring and trendy stoppers

Set-in sleeves

Full inner placket in shell fabric

Perfect arm & elbow sleeve shape

Easy access for decoration via inner left breast zip


Reverse zips for a trendy look

Flat stitching for greater comfort

Cuffs with closing tabs & embossed plastic pull

Adjustable bottom hem (with drawcord) Longer back

2 front side pockets with zips



### High performance Softshell jacket

#### 3-LAYER SOFTSHELL JACKET 340G/M<sup>2</sup>

**Outer layer:** 94% polyester - 6% elastane  
Woven Softshell

**Mid layer:** bonded breathable membrane, windproof, waterproof


**Inner layer:** 100% polyester anti-pilling micro-fleece and 100% polyester mesh lining on front panels

**Waterproof:** 5000 mm

**Breathable:** 1000 MVP

S - M - L - XL - 2XL - 3XL

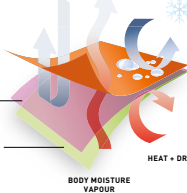
1 pc/pack & 10 pcs/carton



**OUTER LAYER**  
ALL WEATHER CONDITIONS  
BLOCKING SHELL-FABRIC

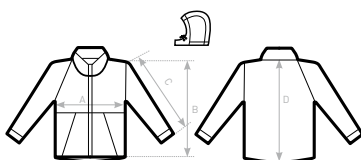
**MID LAYER**  
FULL BONDED  
BREATHABLE MEMBRANE

**INNER LAYER**  
BREATHABLE AND ABSORBING  
MICRO-FLEECE, FOR MAXIMUM  
BODY HEAT RETENTION  
AND DRYNESS



DUO  
CONCEPT

with B&C Hooded Softshell /women



#### SIZES [CM]

##### B&C HOODED SOFTSHELL /M. JM 950

	XS	S	M	L	XL	2XL	3XL
A HALF CHEST	-	52	55	58	61	64	67
B BODY LENGTH FROM NECK POINT	-	66,5	69,5	72,5	75,5	78,5	80,5
C SLEEVE LENGTH	-	65	66	67	68	69	70
D CENTER BACK LENGTH	-	69	72	75	78	81	83