

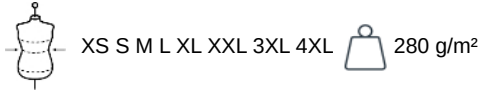
KARIBAN

K474

Sudadera cuello redondo

- Algodón peinado.
- La felpa perchada aporta un confort óptimo.
- Ideal para invocar un estilo desenfadado para el día a día.

80 % algodón / 20 % poliéster. Algodón peinado. Felpa perchada. Mangas montadas. Acabados en canalé en el cuello, puños y bajo de la prenda.



Certificaciones

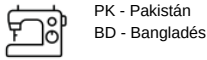


Información adicional


Logística




País de origen



Código de aduanas



También existe en versión



K475

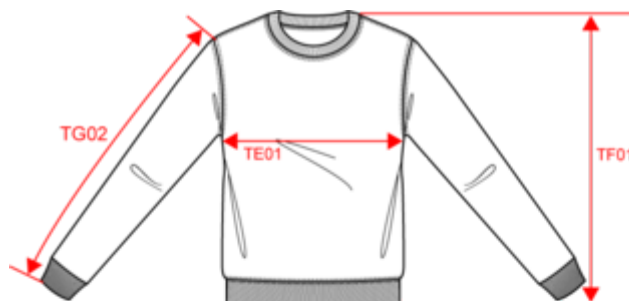


KARIBAN

K474

Sudadera cuello redondo

Dimensiones



Measurements in cm	XS	S	M	L	XL	XXL	3XL	4XL
TE01 - 1/2 chest width at 1.5cm below armhole	49.00	52.00	55.00	58.00	61.00	64.00	67.00	70.00
TF01 - Total height from HSP	69.00	71.00	73.00	75.00	77.00	79.00	81.00	83.00
TG02 - Long sleeve length	59.00	60.50	62.00	63.50	65.00	66.50	68.00	69.50

KARIBAN

K474

Sudadera cuello redondo

Informacion colores

 Apple Green RVB : 149,205,148 Pantone C : 358C Pantone TCX : 14-0127TCX	 Ash Heather RVB : Pantone C : Based on Warm gray 1C Pantone TCX : Based on 13-4108TCX	 Black RVB : 35,35,37 Pantone C : 433C / Black Pantone TCX : 19-4012TCX / 19-4004TCX	 Camel RVB : 152,125,96 Pantone C : 874C Pantone TCX : 17-1038TCX	 Candyfloss RVB : 225,100,143 Pantone C : 7423C Pantone TCX : 16-2126tcx
 Caper Green RVB : 84,91,74 Pantone C : 418C Pantone TCX : 19-0309TCX	 Cherry Red RVB : 147,2,38 Pantone C : 7427C Pantone TCX : 19-1862TCX	 Chocolate RVB : 63,52,49 Pantone C : 412C Pantone TCX : 19-0910TCX	 Dark Grey RVB : 63,60,60 Pantone C : 447C Pantone TCX : 19-0000TCX	 Dark Khaki RVB : 75,71,61 Pantone C : 418C Pantone TCX : 19-0414TCX
 Dark Mustard RVB : 200,142,36 Pantone C : 7563C Pantone TCX : 15-0953TCX	 Dusty Purple RVB : 157,112,127 Pantone C : 7639C Pantone TCX : 17-1610TCX	 Earthy Green RVB : 67,99,90 Pantone C : 5545C Pantone TCX : 18-5718TCX	 Emerald Green RVB : 0,90,93 Pantone C : 7720C Pantone TCX : 19-5226TCX	 Forest Green RVB : 41,62,48 Pantone C : 5605C Pantone TCX : 19-5918TCX
 Fuchsia RVB : 188,21,94 Pantone C : 7425C Pantone TCX : 18-1945TCX	 Green Olive RVB : 71,69,62 Pantone C : 418C Pantone TCX : 19-0506TCX	 Hawaii Blue RVB : 22,149,190 Pantone C : 7459C Pantone TCX : 16-4427TCX	 Ink Blue RVB : 28,60,81 Pantone C : 7546C Pantone TCX : 19-4125TCX	 Kelly Green RVB : 0,105,74 Pantone C : 7727C Pantone TCX : 18-5338TCX
 Light Royal Blue RVB : 53,95,151 Pantone C : 653C Pantone TCX : 18-4041TCX	 Light Sand RVB : 196,179,157 Pantone C : 480C Pantone TCX : 15-1304TCX	 Lime RVB : 151,202,91 Pantone C : 367C Pantone TCX : 14-0244TCX	 Moka Brown RVB : 118,101,92 Pantone C : 7531C Pantone TCX : 17-0909TCX	 Navy RVB : 41,46,56 Pantone C : 433C / Black Pantone TCX : 19-4012TCX / 19-4004TCX
 Orange RVB : 252,107,16 Pantone C : 1585C Pantone TCX : 16-1364TCX	 Orion Blue RVB : 56,75,89 Pantone C : 432C Pantone TCX : 19-4229TCX	 Oxford Grey RVB : Pantone C : Based on Cool gray 7C Pantone TCX : Based on 16-3850TCX	 Pale Pink RVB : 244,202,209 Pantone C : 692C Pantone TCX : 12-1310TCX	 Peach RVB : 205,145,121 Pantone C : 7515C Pantone TCX : 15-1322TCX
 Pistachio RVB : 143,166,96 Pantone C : 577C Pantone TCX : 15-0332TCX	 Pumpkin RVB : 208,116,41 Pantone C : 7565C Pantone TCX : 16-1149TCX	 Purple RVB : 84,67,105 Pantone C : 7447C Pantone TCX : 19-3620TCX	 Red RVB : 195,32,54 Pantone C : 200C Pantone TCX : 19-1664TCX	 Sky Blue RVB : 136,169,206 Pantone C : 5425C Pantone TCX : 14-4121TCX
 Storm Grey RVB : 97,96,99 Pantone C : 425C Pantone TCX : 18-0201TCX	 Straw Yellow RVB : 235,226,174 Pantone C : 614C Pantone TCX : 13-0614TCX	 Sweet Grey RVB : 171,172,169 Pantone C : 414C Pantone TCX : 16-4402tcx	 Tropical Blue RVB : 0,111,159 Pantone C : 7468C Pantone TCX : 18-4537TCX	 True Coral RVB : 226,97,98 Pantone C : 170C Pantone TCX : 18-1649TCX

KARIBAN

K474

Sudadera cuello redondo

Informacion colores



White

RVB : 236,236,252
Pantone C : White
Pantone TCX : 11-0601TCX



Wine

RVB : 91,39,54
Pantone C : 504C
Pantone TCX : 19-1522TCX



Yellow

RVB : 254,186,36
Pantone C : 1235C
Pantone TCX : 15-0955TCX

Logistica



5



30

Sizes	Width (cm)	Height (cm)	Length (cm)	Net weight (kg)	Gross weight (kg)	Pieces/Box	Pieces/Bundle
XS	40.00000	32.00000	60.00000	9.00000	11.00000	30	5
S	40.00000	32.00000	60.00000	9.60000	11.60000	30	5
M	40.00000	40.00000	60.00000	10.30000	12.30000	30	5
L	40.00000	40.00000	60.00000	11.10000	13.10000	30	5
XL	40.00000	40.00000	60.00000	11.80000	13.80000	30	5
XXL	40.00000	40.00000	60.00000	12.60000	14.60000	30	5
3XL	40.00000	40.00000	60.00000	13.20000	15.20000	30	5
4XL	40.00000	40.00000	60.00000	14.90000	16.90000	30	5