

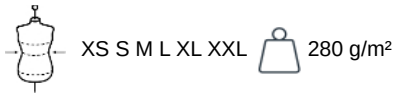
KARIBAN

K473

Damen Kapuzensweatshirt

- Lässiger Sportswear-Look.
- Aus gebürstetem Fleece für optimalen Komfort.
- Funktional mit Kängurutasche.

80 % Baumwolle / 20 % Polyester. Gebürstetes Fleece. Set-in-Ärmel. Gefütterte Kapuze mit Ton-in-Ton-Kordelzug. Kängurutaschen. Strickbündchen an Ärmeln und Saum. Durchschnittliches Gewicht Größe M : 436g.



Zertifikate

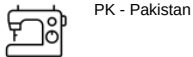


Zusätzliche Informationen


Logistik



Herkunftsland



Zolltarifnummer



Auch erhältlich als

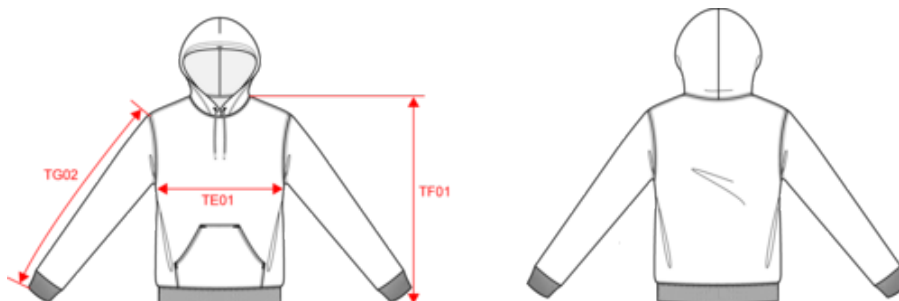


KARIBAN

K473

Damen Kapuzensweatshirt

Maße



















Measurements in cm	XS	S	M	L	XL	XXL
TE01 - 1/2 chest width at 1.5cm below armhole	45.00	48.00	51.00	54.00	57.00	60.00
TF01 - Total height from HSP	62.00	64.00	66.00	68.00	70.00	72.00
TG02 - Long sleeve length	59.00	60.00	61.00	62.00	63.00	64.00

KARIBAN

K473

Damen Kapuzensweatshirt

Farbinformationen

 Ash Heather RVB : Pantone C : Based on Warm gray 1C Pantone TCX : Based on 13-4108TCX	 Black RVB : 35,35,37 Pantone C : 433C / Black Pantone TCX : 19-4012TCX / 19-4004TCX	 Chocolate RVB : 63,52,49 Pantone C : 412C Pantone TCX : 19-0910TCX	 Dark Grey RVB : 63,60,60 Pantone C : 447C Pantone TCX : 19-0000TCX	 Dark Khaki RVB : 75,71,61 Pantone C : 418C Pantone TCX : 19-0414TCX
 Forest Green RVB : 41,62,48 Pantone C : 5605C Pantone TCX : 19-5918TCX	 Fuchsia RVB : 188,21,94 Pantone C : 7425C Pantone TCX : 18-1945TCX	 Kelly Green RVB : 0,105,74 Pantone C : 7727C Pantone TCX : 18-5338TCX	 Light Royal Blue RVB : 53,95,151 Pantone C : 653C Pantone TCX : 18-4041TCX	 Light Sand RVB : 196,179,157 Pantone C : 480C Pantone TCX : 15-1304TCX
 Lime RVB : 151,202,91 Pantone C : 367C Pantone TCX : 14-0244TCX	 Navy RVB : 41,46,56 Pantone C : 433C / Black Pantone TCX : 19-4012TCX / 19-4004TCX	 Orange RVB : 252,107,16 Pantone C : 1585C Pantone TCX : 16-1364TCX	 Oxford Grey RVB : Pantone C : Based on Cool gray 7C Pantone TCX : Based on 16-3850TCX	 Purple RVB : 84,67,105 Pantone C : 7447C Pantone TCX : 19-3620TCX
 Red RVB : 195,32,54 Pantone C : 200C Pantone TCX : 19-1664TCX	 Sky Blue RVB : 136,169,206 Pantone C : 5425C Pantone TCX : 14-4121TCX	 Tropical Blue RVB : 0,111,159 Pantone C : 7468C Pantone TCX : 18-4537TCX	 White RVB : 236,236,252 Pantone C : White Pantone TCX : 11-0601TCX	 Wine RVB : 83,36,48 Pantone C : 504C Pantone TCX : 19-1528TCX
 Yellow RVB : 252,205,37 Pantone C : 116C Pantone TCX : 130757TCX				

Logistik  5  20

Sizes	Width (cm)	Height (cm)	Length (cm)	Net weight (kg)	Gross weight (kg)	Pieces/Box	Pieces/Bundle
XS	40.00000	32.00000	60.00000	7.20000	9.20000	20	5
S	40.00000	32.00000	60.00000	7.80000	9.80000	20	5
M	40.00000	40.00000	60.00000	8.40000	10.40000	20	5
L	40.00000	40.00000	60.00000	8.60000	10.60000	20	5
XL	40.00000	40.00000	60.00000	9.10000	11.10000	20	5
XXL	40.00000	40.00000	60.00000	9.50000	11.60000	20	5